

Labour market information by region

**January - March
2020**

**National
Careers
Service**


Helping you take
the next step

Labour Market Information

North East and Cumbria

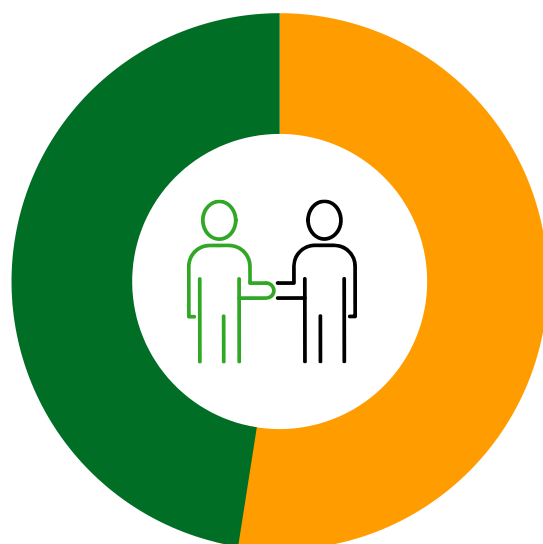
Employment

71.4%



UK average **76.3%**.

Female 68.8% Male 74%




Unemployment

6.2%



UK average **3.8%**.

Salary



The average income is **£27,716** a year

Working Hours



On average people work **31.5** hours a week

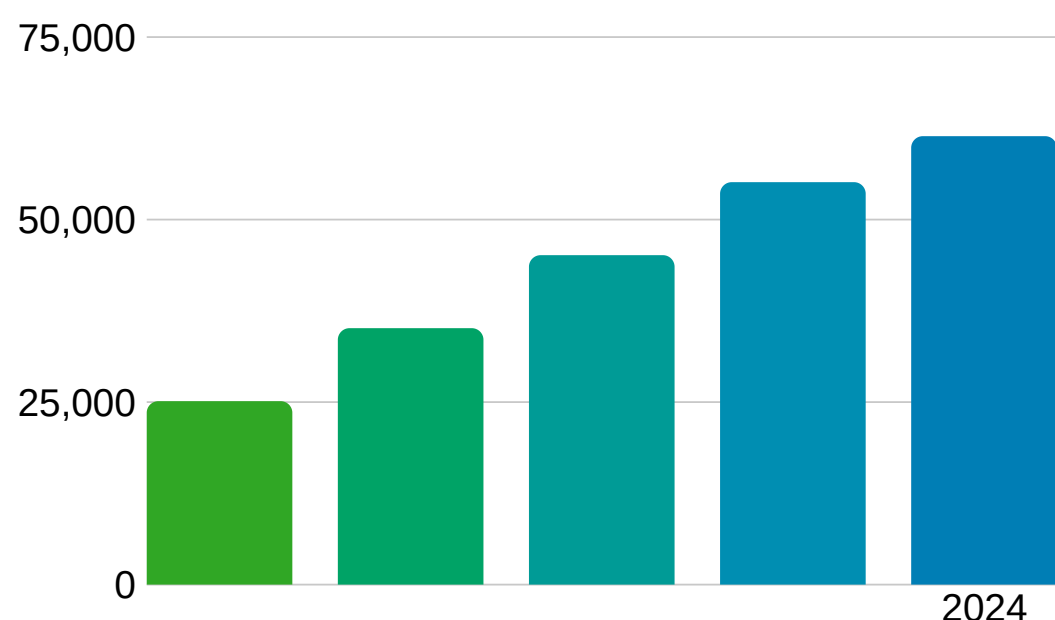
Self-Employed



11.3%

196,500 people are self-employed

Predicted Job Growth



+61,300 extra jobs by 2024

Sectors set to grow

Teaching and Education
Health and Social Work
Information Technology
Professional Services
Construction
Finance and Insurance
Wholesale & Retail

Where are the most jobs now?



Health and
Social Care



Wholesale and
Retail



Manufacturing



Education



Administratin

North West

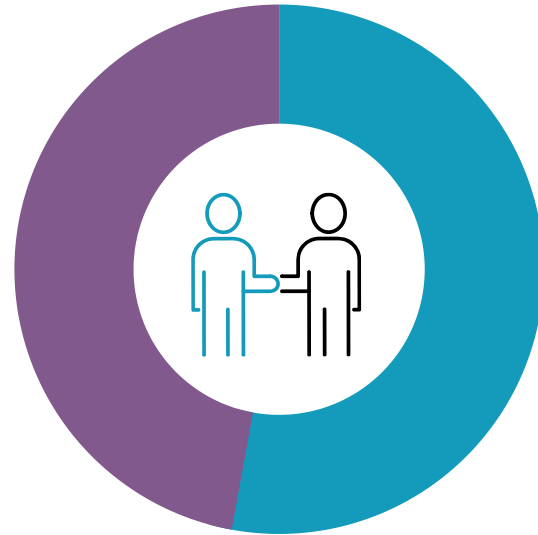
Employment

76.2%



UK average **76.3%**.

Female 72.7% Male 79.8%




Unemployment

4.2%



UK average **3.8%**.

Salary



The average income is **£28,589** a year

Working Hours



On average people work **31.9** hours a week

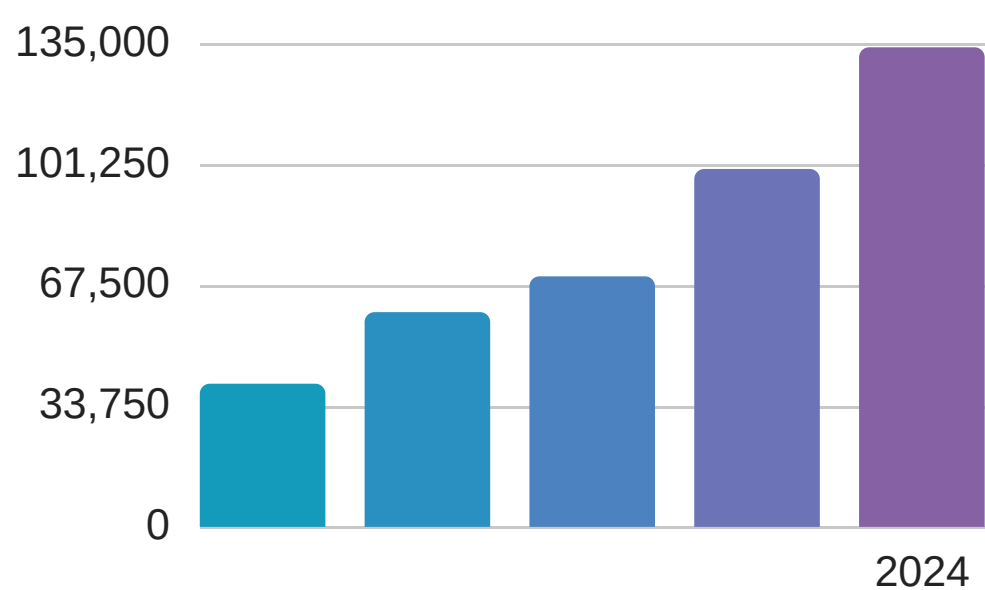
Self-Employed



9.5%

431,000 people are self-employed

Predicted Job Growth



+134,000 extra jobs by 2024

Sectors set to grow

- Finance & Business
- Construction
- Information Technology
- Transport and Storage
- Cultural & Creative
- Health and Social Work

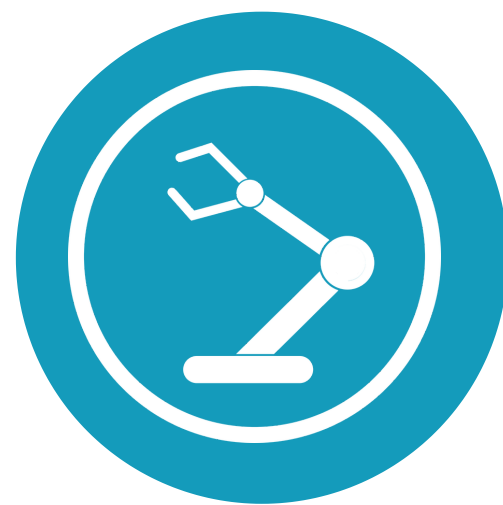
Where are the most jobs now?



Wholesale and Retail



Health and Social Care



Manufacturing



Science & Technology




Administration

Labour Market Information

East of England & Buckinghamshire

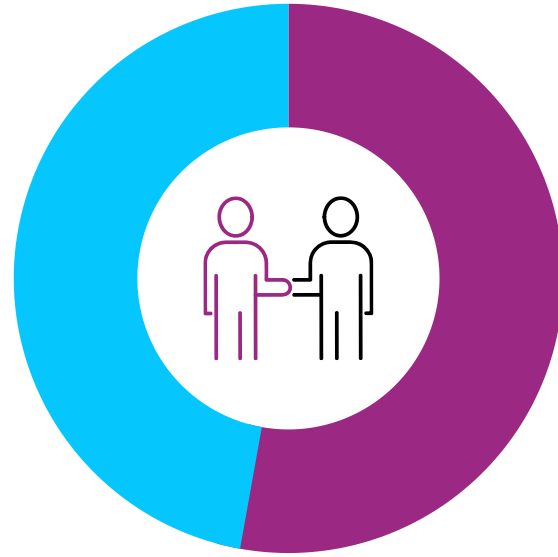
Employment

78.5%



UK average **76.3%**.

Female 74.6% Male 82.5%




Unemployment

3.3%



UK average **3.8%**.

Salary



The average income is **£30,212** a year

Working Hours



On average people work **31.6 hours** a week

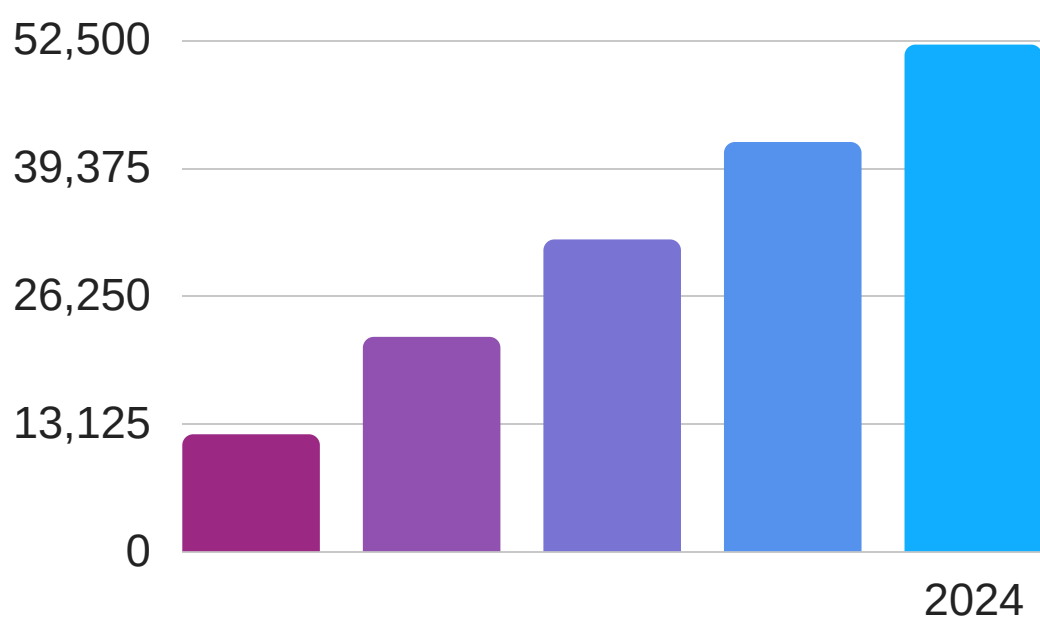
Self-Employed



7.6%

289,700 people are self-employed

Predicted Job Growth



+52,000 extra jobs by 2024

Sectors set to grow

- Health and Social Care
- Support Services
- Construction
- Wholesale and Retail
- Information Technology
- Professional Services

Where are the most jobs now?



Wholesale and Retail



Health and Social Care



Science and Technology



Administration



Education

Labour Market Information

East Midlands & Northamptonshire

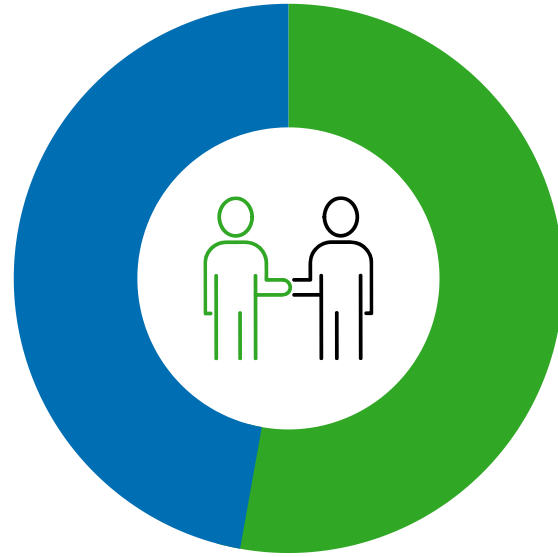
Employment

77.2%



UK average **76.3%**.

Female 72.7% Male 81.7%




Unemployment

3.9%



UK average **3.8%**.

Salary



The average income is **£27,825** a year

Working Hours



On average people work **31.6 hours** a week

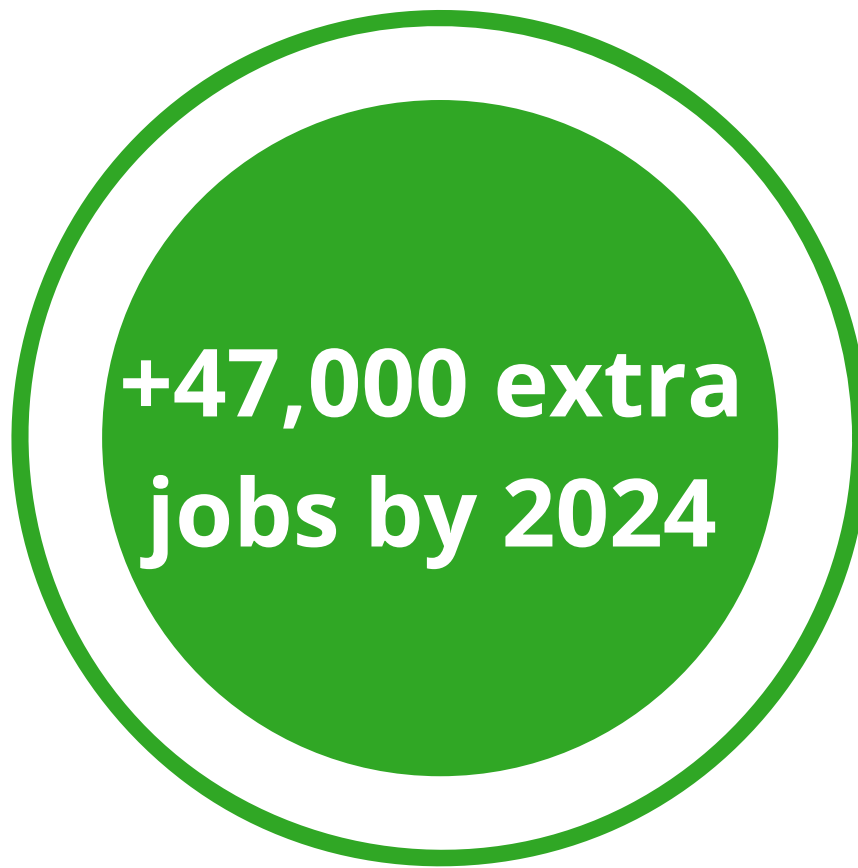
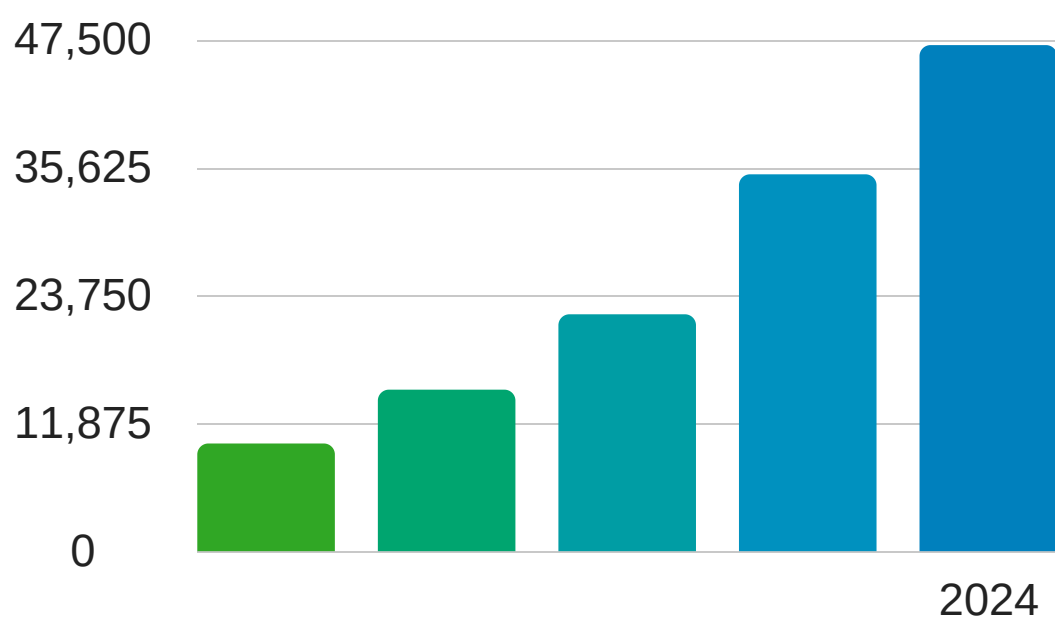
Self-Employed



9.3%

279,000 people are self-employed

Predicted Job Growth



Sectors set to grow

- Construction
- Wholesale and Retail
- Health and Social Work
- Transport & Storage
- Science & Technology
- Manufacturing

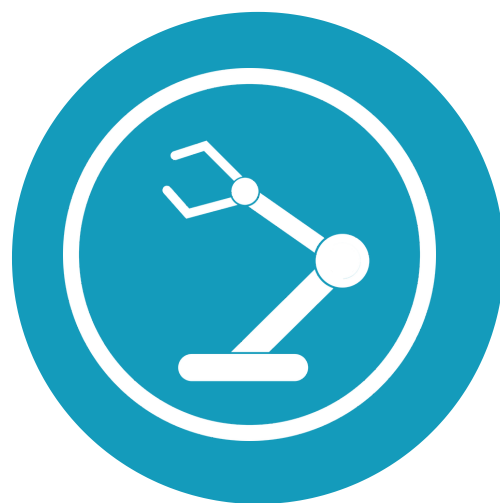
Where are the most jobs now?



Wholesale and
Retail



Health and
Social Care



Manufacturing



Education



Administration

Labour Market Information

South West and Oxfordshire

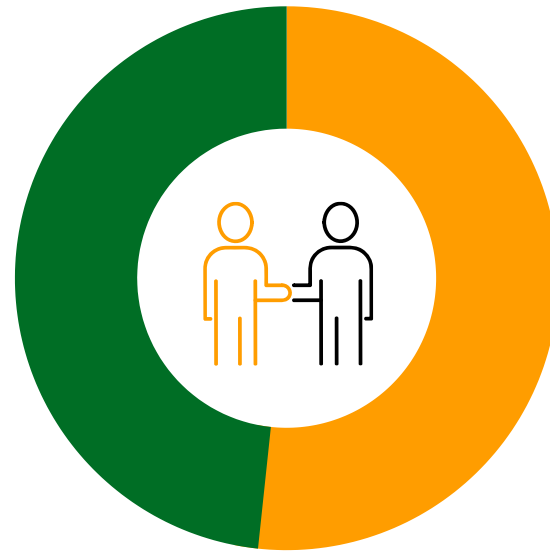
Employment

79.8%



UK average 76.3%.

Female 76.9% Male 82.7%




Unemployment

2.8%



UK average 3.8%.

Salary



The average income is **£28,672** a year

Working Hours



On average people work **31.2** hours a week

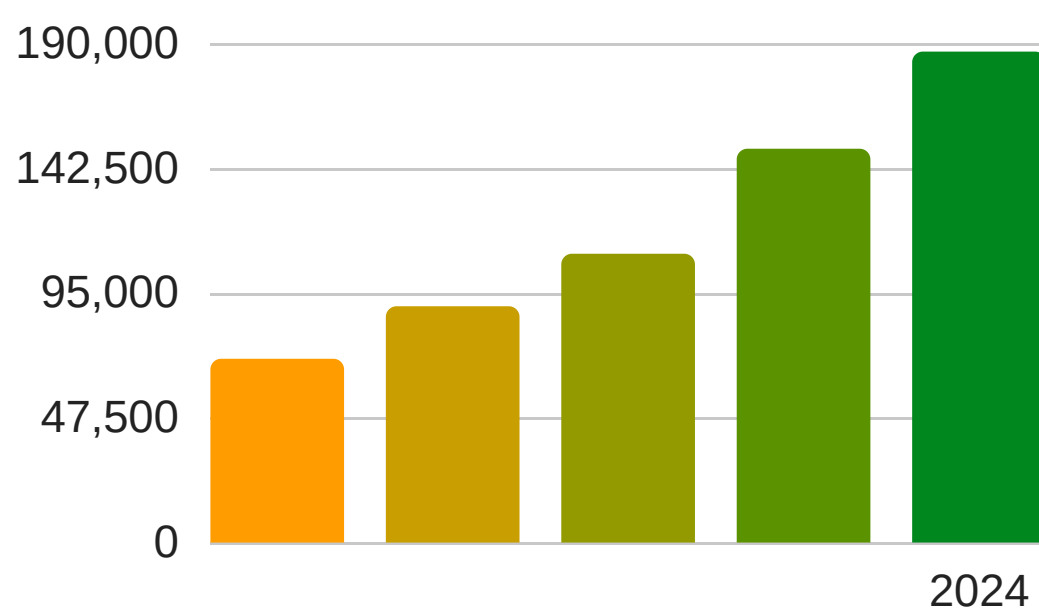
Self-Employed



14.3%

486,700 people are self-employed

Predicted Job Growth



+187,000 extra jobs by 2024

Sectors set to grow

- STEM
- Health and Social Work
- Construction
- Professional Services
- Wholesale and Retail
- Information Technology
- Support Services

Where are the most jobs now?



Wholesale and Retail



Health and Social Care



Accommodation and Food Service



Education




Science and Technology

South East

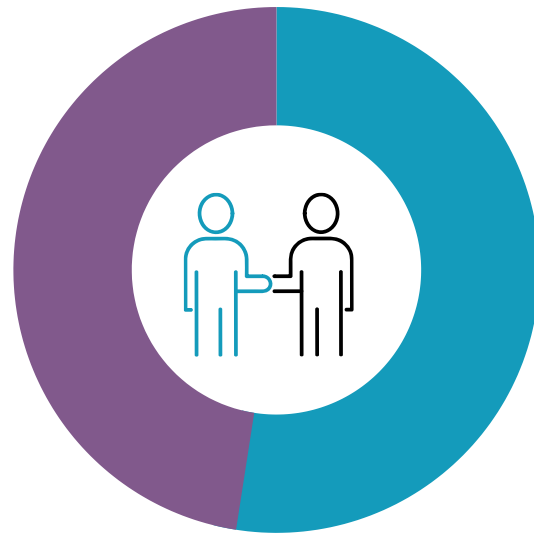
Employment

79.7%




UK average **76.3%**.

Female 76.5% Male 82.8%




Unemployment

3.3%



UK average **3.8%**.

Salary



The average income is **£31,902** a year

Working Hours



On average people work **31.6** hours a week

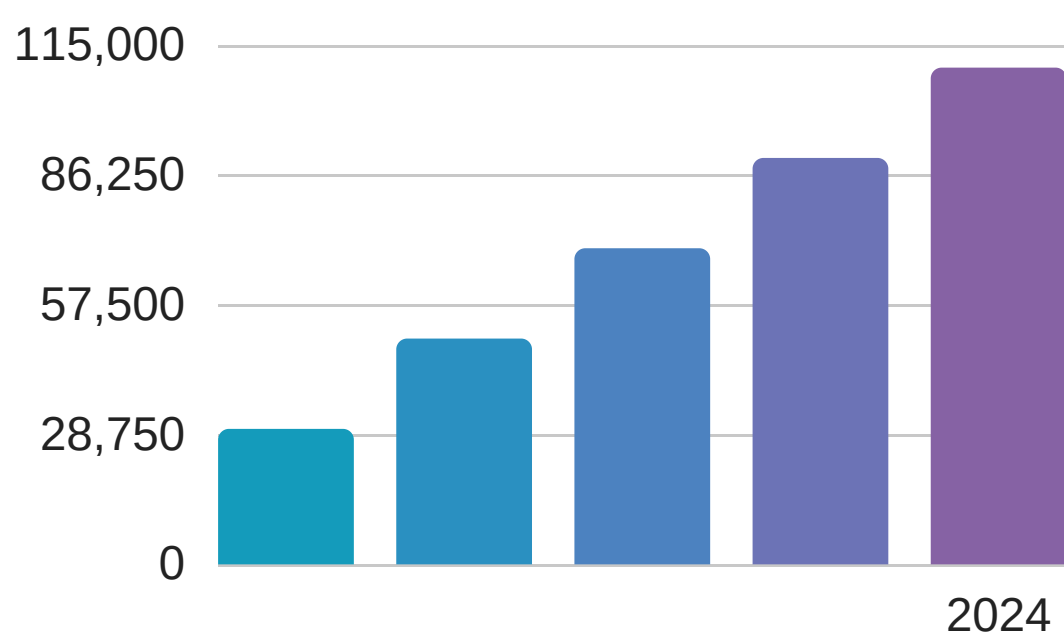
Self-Employed



13.7%

771,600 people are self-employed

Predicted Job Growth



+110,000 extra jobs by 2024

Sectors set to grow

- Support Services
- Professional Services
- Information and Technology
- Construction
- Health and Social Care
- Transport and Storage

Where are the most jobs now?



Wholesale and Retail



Health and Social Care



Education



Science and Technology




Administration

Labour Market Information

West Midlands & Staffordshire

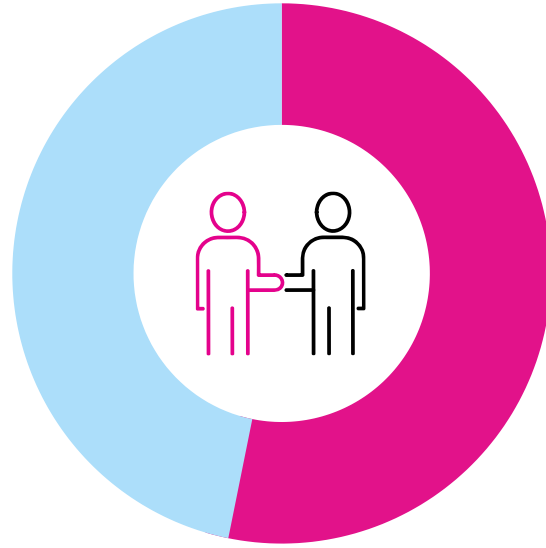
Employment

75.4%




UK average **76.3%**.

Female 71.1% Male 79.9%




Unemployment

4.3%



UK average **3.8%**.

Salary



The average income is **£28,730** a year

Working Hours



On average people work **31.7** hours a week

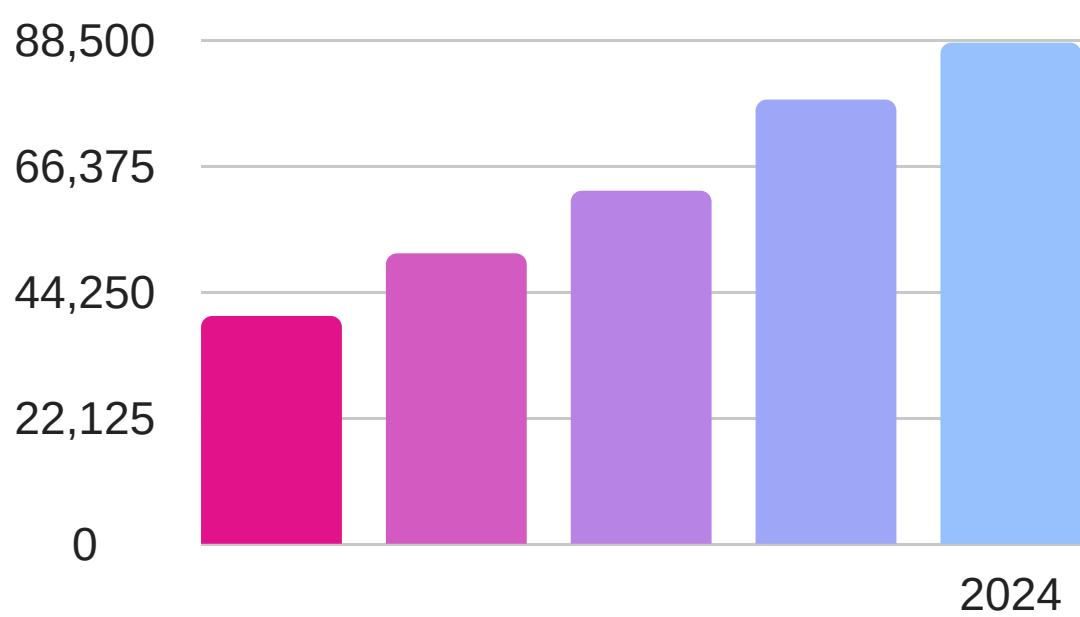
Self-Employed



11.8%

432,600 people are self-employed

Predicted Job Growth



+88,000 extra jobs by 2024

Sectors set to grow

Construction
Health and Social Work
Support Services
Transport and Storage
Professional Services

Where are the most jobs now?



Wholesale and Retail



Health and Social Care



Manufacturing



Education



Administration

London

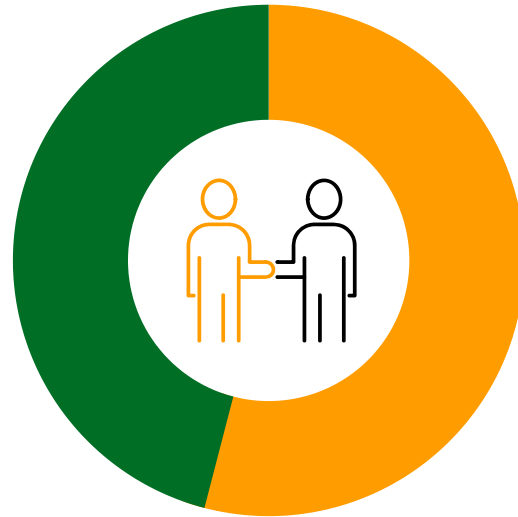
Employment

75.6%



UK average 76.3%

Female 69.9% Male 81.2%




Unemployment

4.3%



UK average 3.8%

Salary



The average income is **£38,298** a year

Working Hours



On average people work **33.4** hours a week

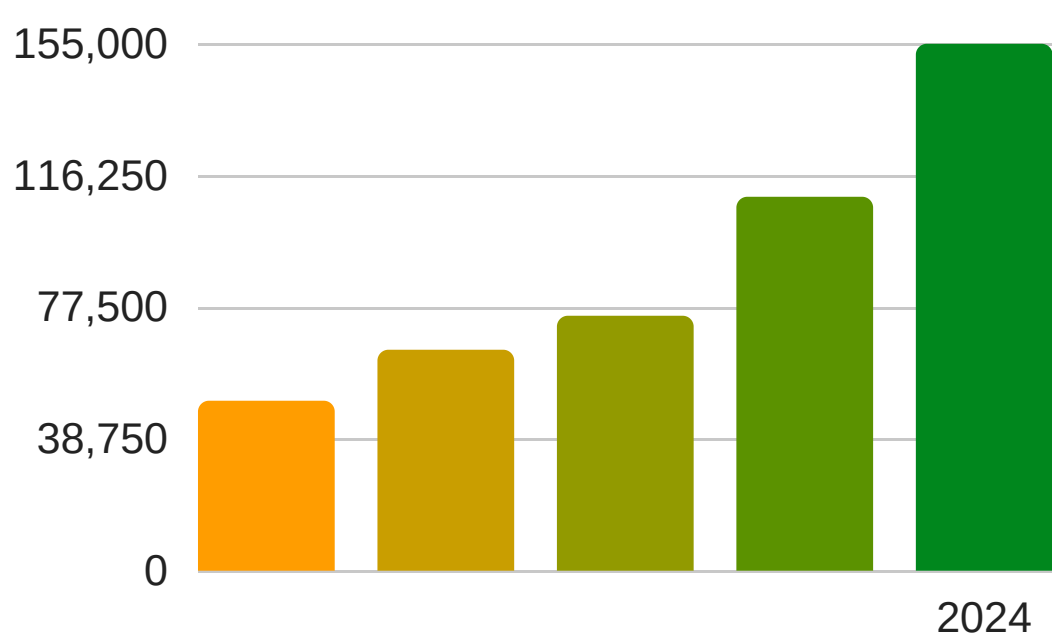
Self-Employed



14.3%

859,900 people are self-employed

Predicted Job Growth



+155,000 extra jobs by 2024

Sectors set to grow

- Professional Services
- Information Technology
- Health and Social Work
- Construction
- Finance and Insurance
- Financial Technology
- Energy

Where are the most jobs now?



Science and Technology



Wholesale and Retail



Administration



Health and Social Care




Information Technology

Labour Market Information

Yorkshire and The Humber

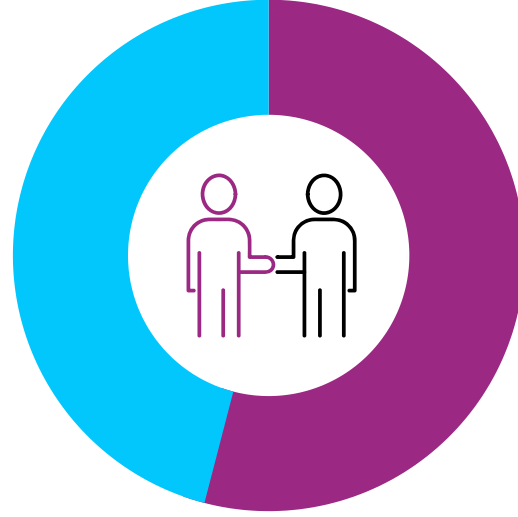
Employment

73.4%



UK average **76.3%**.

Female 68.2% Male 78.5%




Unemployment

4.3%



UK average **3.8%**.

Salary



The average income is **£27,981** a year

Working Hours



On average people work **31.7** hours a week

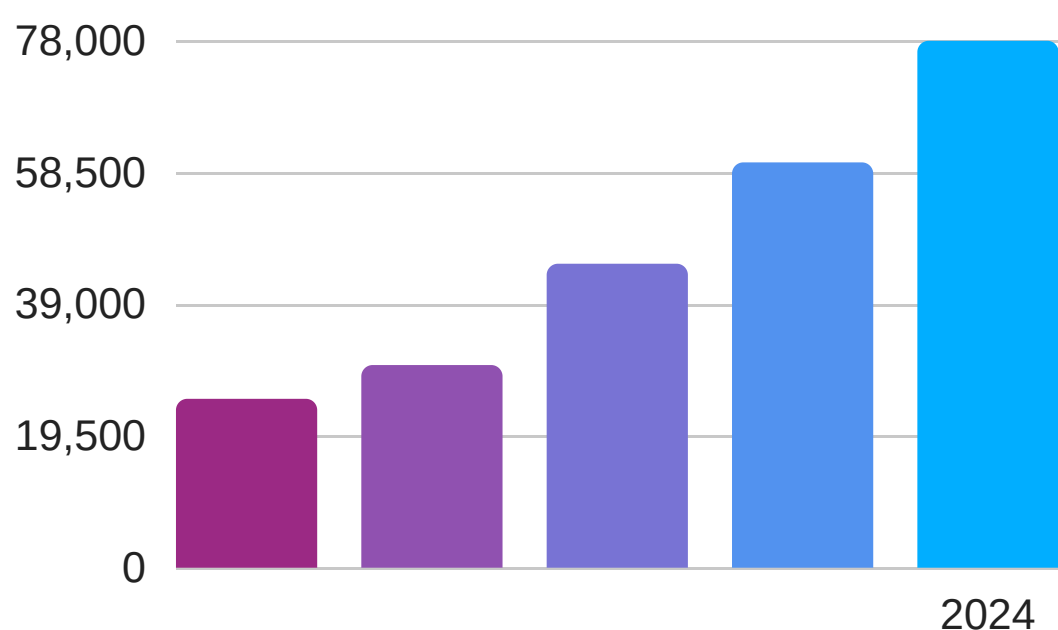
Self-Employed



13.4%

458,500 people are self-employed

Predicted Job Growth



+78,000 extra jobs by 2024

Sectors set to grow

Health and Social Work
Professional Services
Construction
Information Technology
Transport and Storage
Wholesale and Retail

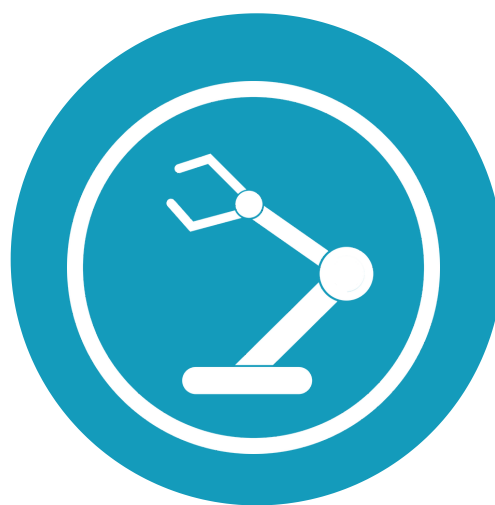
Where are the most jobs now?



Wholesale and Retail



Health and Social Care



Manufacturing



Education



Administration

UK Overview

Employment


The UK employment rate is **76.3%**
(80.4% male, 72.3% female)



Unemployment

The UK unemployment rate is **3.8%**
(4% male, 3.6% female)

Salary



The average income is **£30,414** a year

Working Hours



On average people work **31.9** hours a week

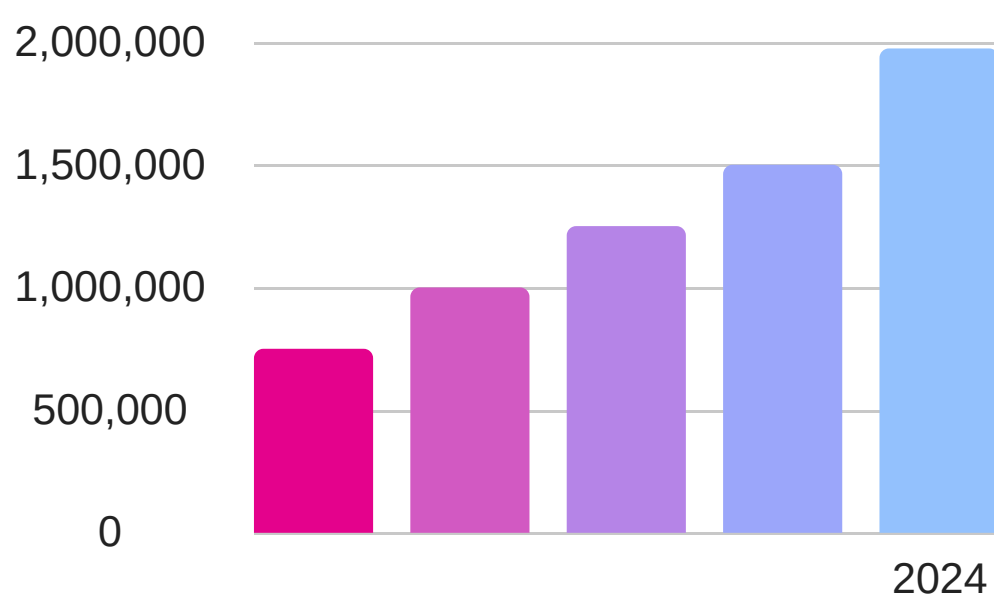
Self-Employed



10.9%

4.5 million people are self-employed

Predicted Job Growth



6% growth
by 2024 creating
1,974,000
extra jobs
in the UK

Fastest growing sectors

- Financial Technology
- Digital Marketing
- Biotechnology
- Gaming and Virtual Reality
- I.T/Technology
- Engineering
- Healthcare

Where are the most jobs now?



Wholesale and Retail (4.9million)



Health and Social Care (4.4million)



Science and Technology (3.2million)



Administration (3million)



Education (2.9million)